REDISTRICTING PARTNERS

City of West Sacramento

DistrictR ID 117964

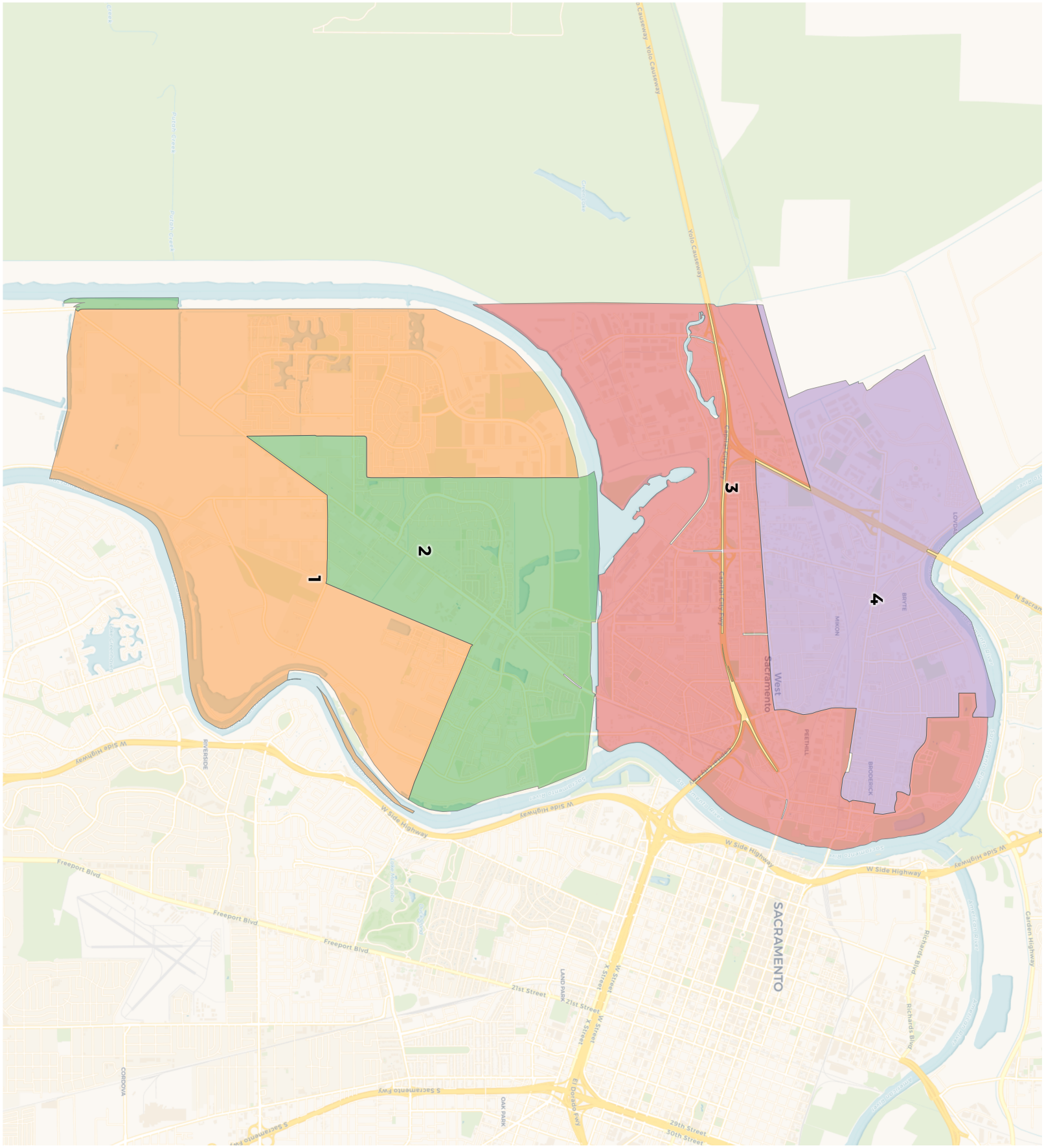
4
3
2
1
West Sacramento
SACRAMENTO
Yolo Causeway
Capitol City Fwy
Tower Bridge
Sacramento River
Deep Water Chnl
Sacramento River
Sacramento River
Sacramento River

REDISTRICTING PARTNERS

City of West Sacramento

DistrictR ID 117964

2020 Census

	1	2	3	4
Population	12,516	12,345	13,172	16,038
Deviation	-1,002	-1,173	-346	2,520
Deviation %	-7.4%	-8.7%	-2.6%	18.6%
Other	6,500	7,081	6,882	6,619
Other %	51.9%	57.4%	52.2%	41.3%
Latino	2,742	2,753	4,044	7,783
Latino %	21.9%	22.3%	30.7%	48.5%
Asian	2,548	2,058	1,444	1,094
Asian %	20.4%	16.7%	11.0%	6.8%
Black	726	453	802	542
Black %	5.8%	3.7%	6.1%	3.4%

Citizen Voting Age Population (CVAP)

	1	2	3	4
Total CVAP	7,648	8,689	8,121	9,081
Other CVAP	4,868	5,778	5,310	4,689
Other CVAP %	63.7%	66.5%	65.4%	51.6%
Latino CVAP	1,109	1,258	1,801	2,976
Latino CVAP %	14.5%	14.5%	22.2%	32.8%
Asian CVAP	1,058	1,425	455	742
Asian CVAP %	13.8%	16.4%	5.6%	8.2%
Black CVAP	613	228	555	674
Black CVAP %	8.0%	2.6%	6.8%	7.4%

REDISTRICTING PARTNERS

City of West Sacramento

DistrictR ID 117964

District 1

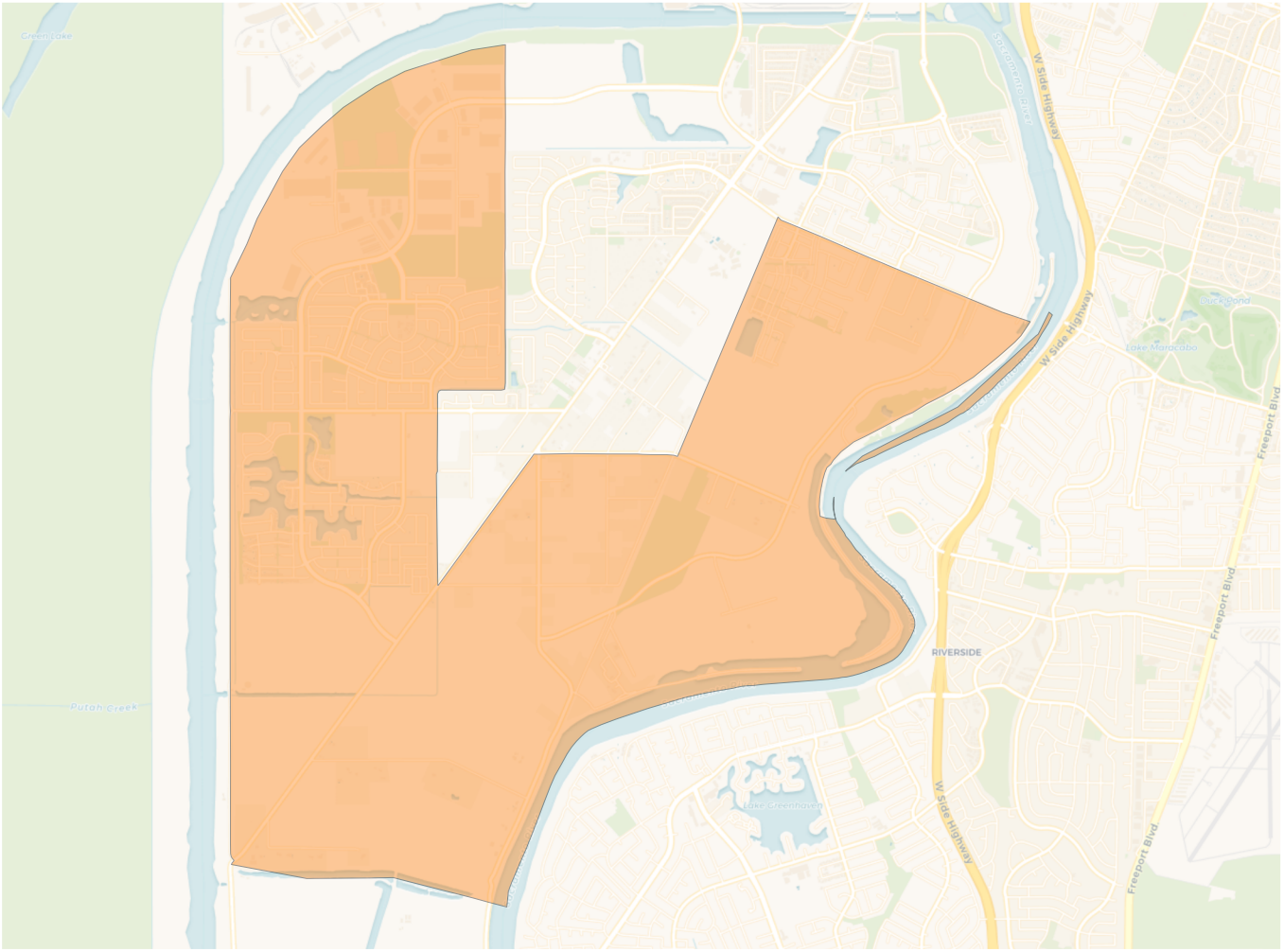

2020 Census

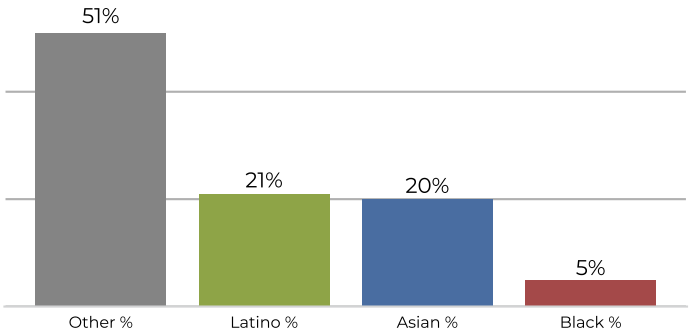

Citizen Voting Age Population

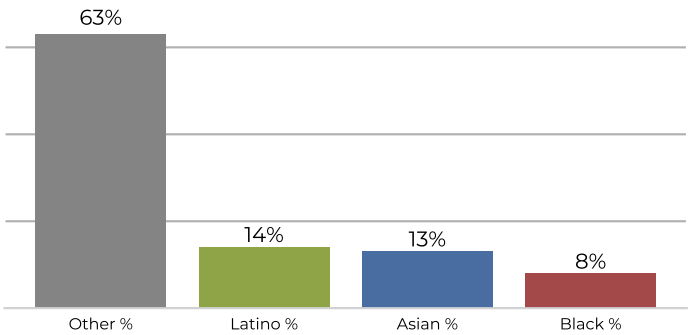



Population	Deviation	Deviation %	Other	Other %	Latino	Latino %	Asian	Asian %	Black	Black %
12,516	-1,002	-7.4%	6,500	51.9%	2,742	21.9%	2,548	20.4%	726	5.8%

Total CVAP	Other CVAP	Other CVAP %	Latino CVAP	Latino CVAP %	Asian CVAP	Asian CVAP %	Black CVAP	Black CVAP %
7,648	4,868	63.7%	1,109	14.5%	1,058	13.8%	613	8.0%

REDISTRICTING PARTNERS

City of West Sacramento

DistrictR ID 117964

District 2

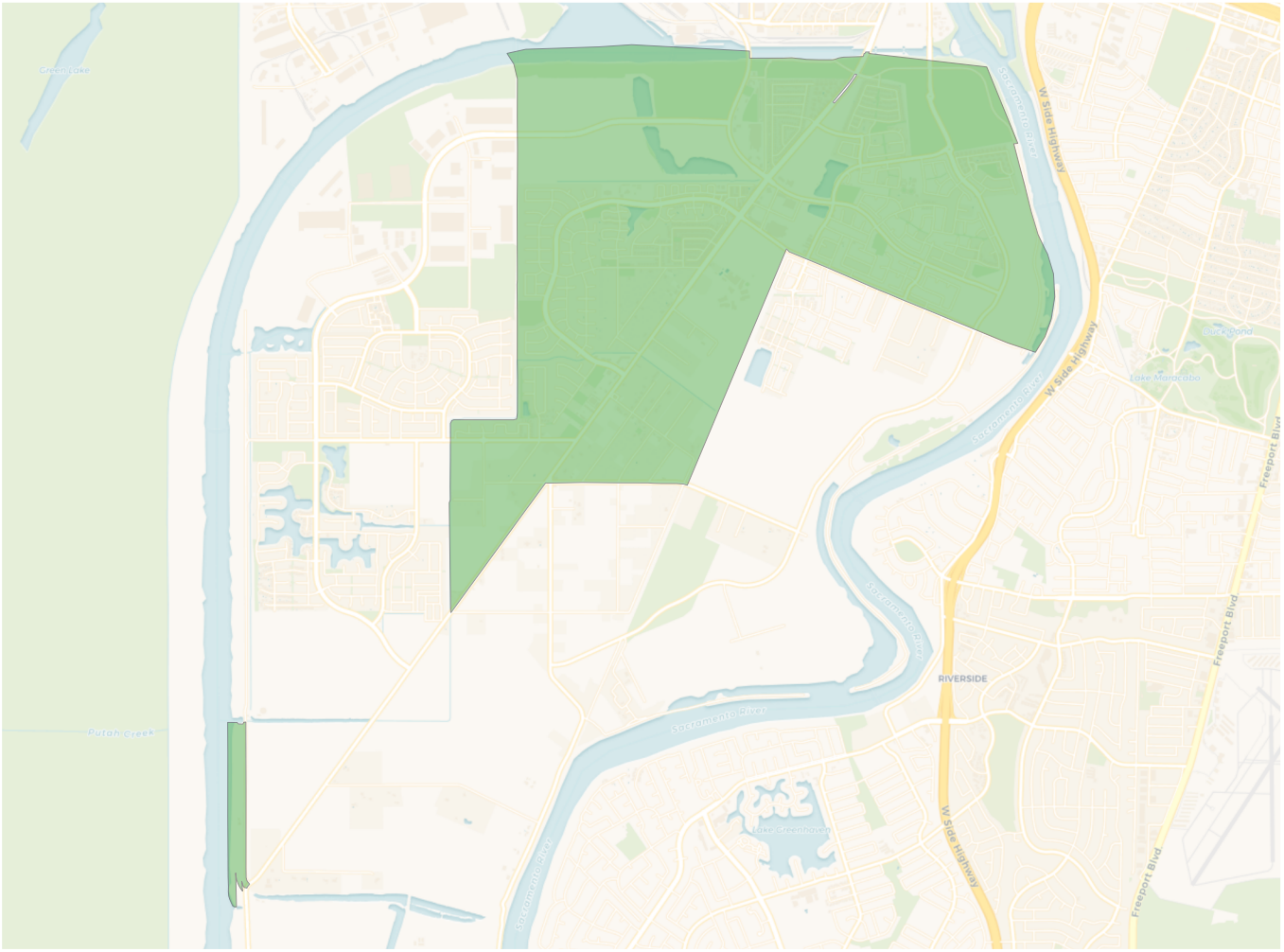

2020 Census

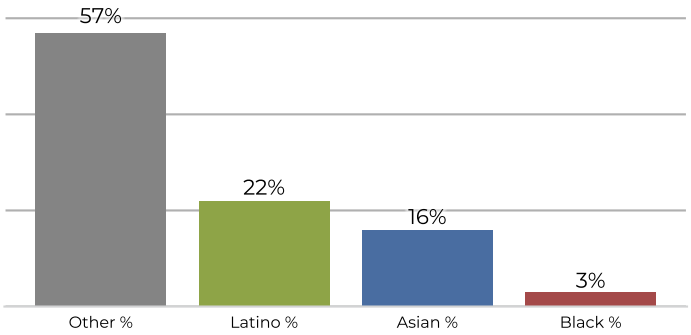

Citizen Voting Age Population

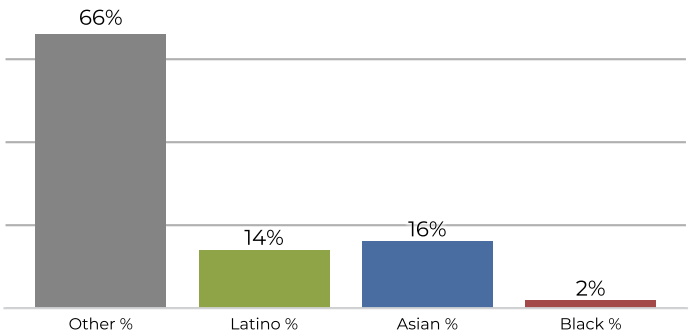

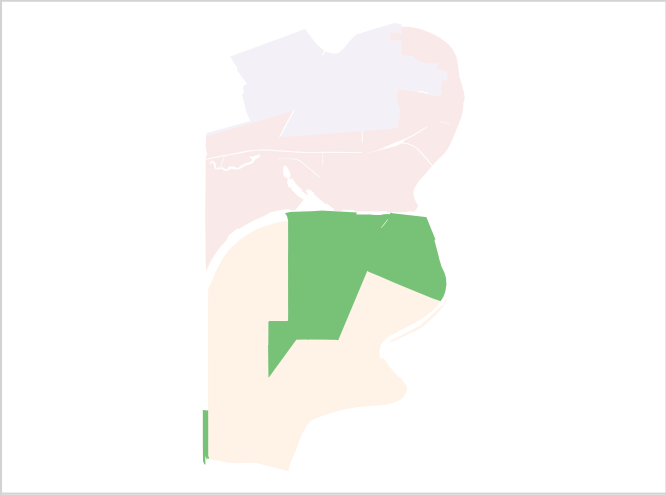

Population	Deviation	Deviation %	Other	Other %	Latino	Latino %	Asian	Asian %	Black	Black %
12,345	-1,173	-8.7%	7,081	57.4%	2,753	22.3%	2,058	16.7%	453	3.7%

Total CVAP	Other CVAP	Other CVAP %	Latino CVAP	Latino CVAP %	Asian CVAP	Asian CVAP %	Black CVAP	Black CVAP %
8,689	5,778	66.5%	1,258	14.5%	1,425	16.4%	228	2.6%

REDISTRICTING PARTNERS

City of West Sacramento

DistrictR ID 117964

District 3

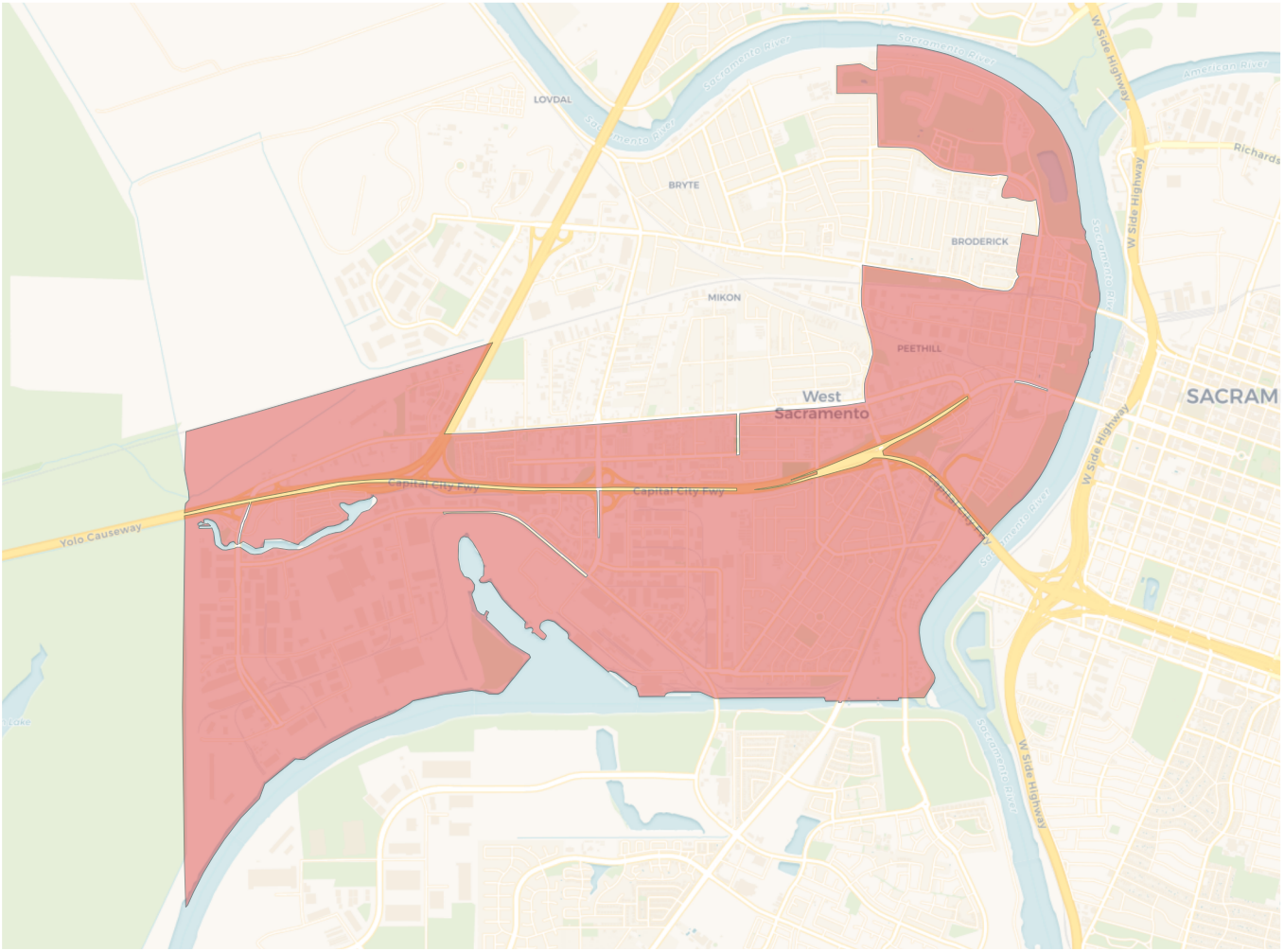

2020 Census

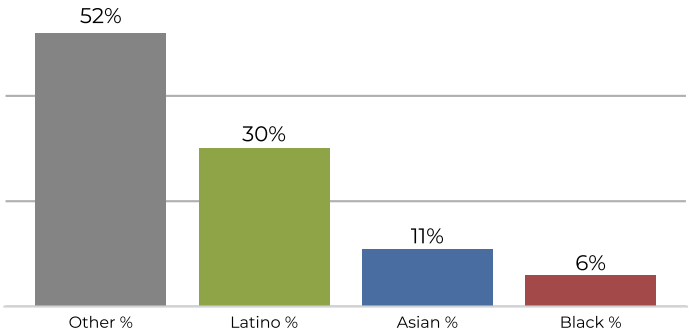

Citizen Voting Age Population

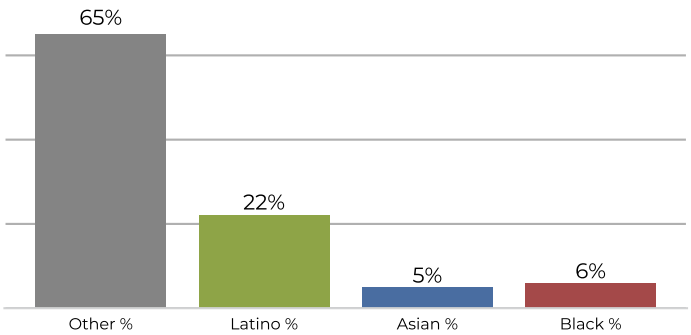



Population	Deviation	Deviation %	Other	Other %	Latino	Latino %	Asian	Asian %	Black	Black %
13,172	-346	-2.6%	6,882	52.2%	4,044	30.7%	1,444	11.0%	802	6.1%

Total CVAP	Other CVAP	Other CVAP %	Latino CVAP	Latino CVAP %	Asian CVAP	Asian CVAP %	Black CVAP	Black CVAP %
8,121	5,310	65.4%	1,801	22.2%	455	5.6%	555	6.8%

REDISTRICTING PARTNERS

City of West Sacramento

DistrictR ID 117964

District 4

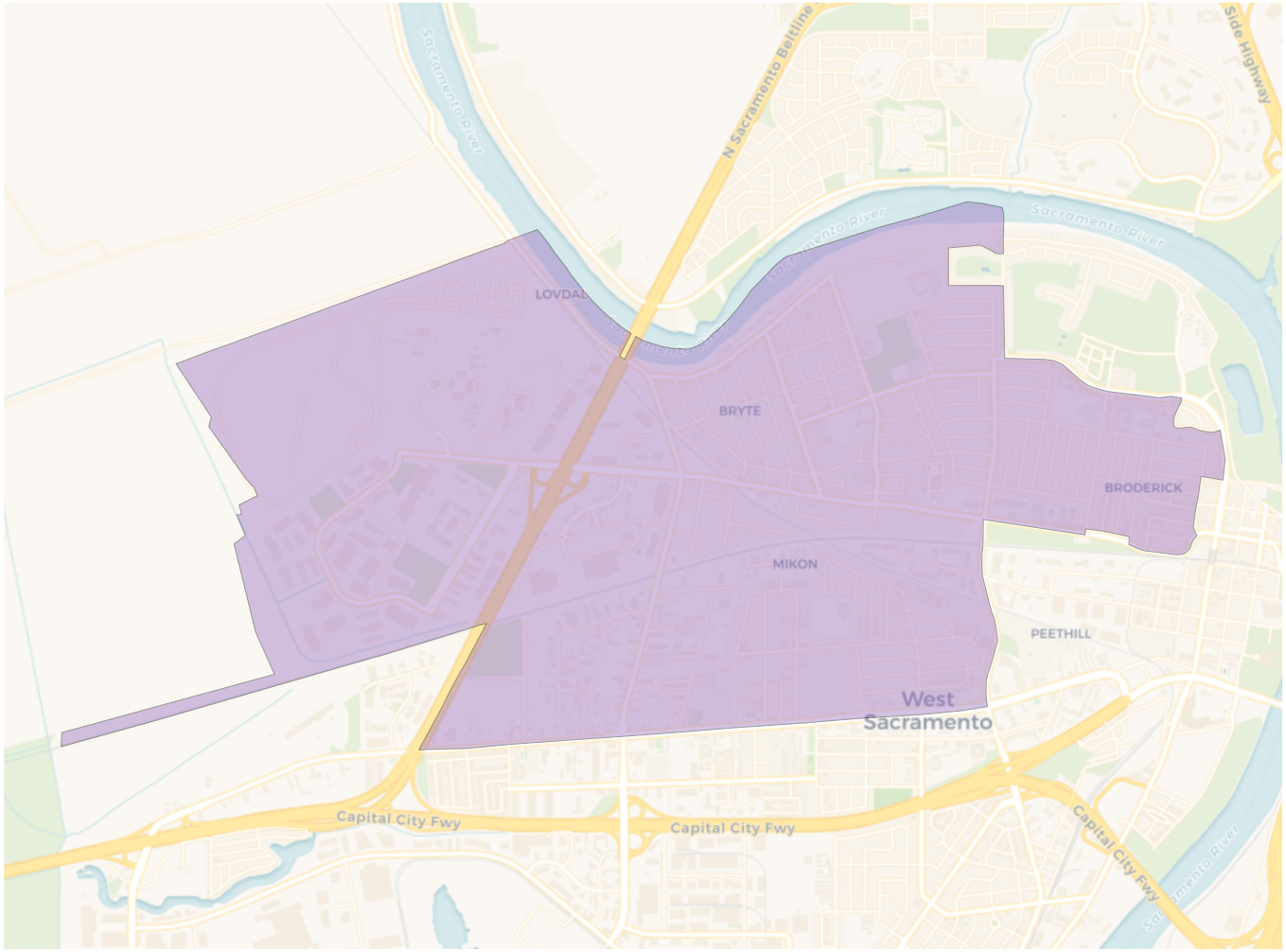

2020 Census

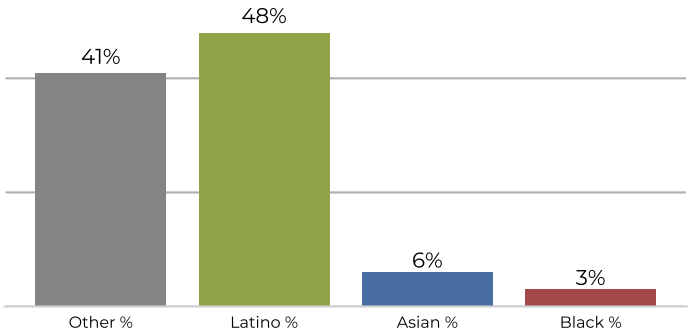

Citizen Voting Age Population

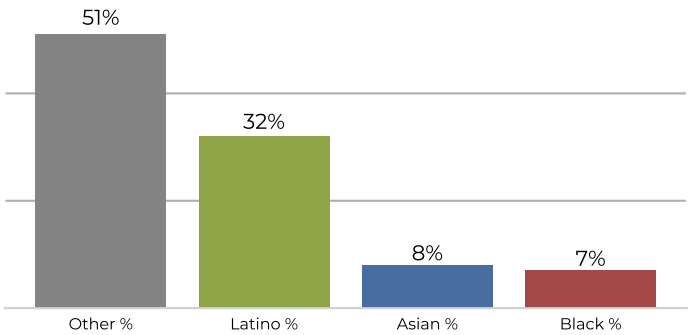

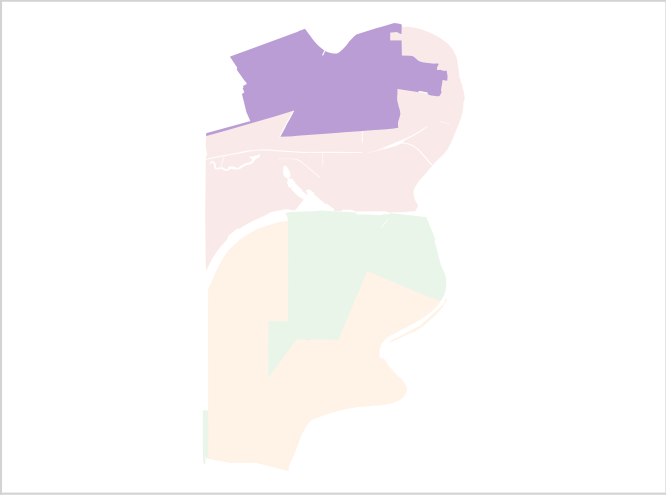

Population	Deviation	Deviation %	Other	Other %	Latino	Latino %	Asian	Asian %	Black	Black %
16,038	2,520	18.6%	6,619	41.3%	7,783	48.5%	1,094	6.8%	542	3.4%

Total CVAP	Other CVAP	Other CVAP %	Latino CVAP	Latino CVAP %	Asian CVAP	Asian CVAP %	Black CVAP	Black CVAP %
9,081	4,689	51.6%	2,976	32.8%	742	8.2%	674	7.4%